

JBC

www.jbctools.com



Micro Tweezers

Ref. PA120-B

Packing List

The following items should be included:

Micro Tweezers 1 unit
Ref. PA120-B

Manual 1 unit
Ref. 0019081



Features

Control Unit



Stand Ref. PA-SE



C120 Cartridges (Required but not supplied)




Micro Tweezers Ref. PA120-B




Changing cartridges

1. Removing




Unlock the fixing knob and remove the cartridges. You can use a flat pliers if necessary (Ref. PLR-195).

2. Inserting



Insert the cartridges as far as the mark for a proper connection. Before inserting, make sure the cartridges are clean to ensure the proper functioning of the tool.

3. Rotational and Vertical Cartridge alignment



For a rotational alignment, turn the cartridges in any direction through the wheels.



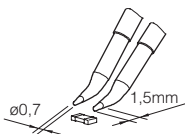
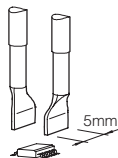
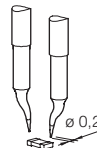
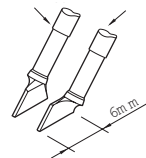
The tail wheel guarantees that the cartridges are equally aligned with vertical symmetry.

⚠ Once the alignment has been made, do not forget to fix the cartridges by tightening the fixing knobs. A single turn of the knob is required to get them fixed.

Compatible cartridges

The **PA120-B** Micro Tweezers works with **C120** cartridge range.

Find the model that best suits your soldering needs in www.jbctools.com

C120-004**C120-005****C120-001****C120-009****C120-010**

Specifications

- Weight: 100 g (0.22 lb)
- Max. power per cartridge: 40W

Complies with CE standards
ESD Safe

JBC

Warranty

JBC's 2 year warranty covers this equipment against all manufacturing defects, including the replacement of defective parts and labour. Warranty does not cover product wear or misuse. In order for the warranty to be valid, equipment must be returned, postage paid, to the dealer where it was purchased. **Please register your product warranty within 30 days of purchase in www.jbctools.com/productregistration.**



This product should not be thrown in the garbage.
In accordance with the European directive 2002/96/EC, electronic equipment at the end of their life must be collected and returned to an authorized recycling facility.



Manual in other languages available on our website

www.jbctools.com